

1914-1918: Marines in World War I

Gallery Worksheet

SOL correlation: USII. 5; VAUS.9

The World War I gallery exhibit begins with a series of movies on the battle of Belleau Wood. While it might take a few minutes for the first movie to begin, we recommend waiting to get the maximum information from this exhibit. Be sure to watch the movie in their entirety before moving. Waiting for the end of each movie will time your gallery experience so that the next movie starts right away. (Note that the movies will give you important information and an understanding of the Marine action in Belleau Wood.)



Start at the newsstand to hear the headlines from France. The movie may take up to four minutes to begin. *While you wait for the movie to begin, be sure to check out the WWI uniform and gear located on the cart.*

1. The movie begins with pictures of newspaper headlines. Select **one headline** that offers a reason for the US going to war.



2. Move to the next room and watch the movie that explains the battle of Belleau Wood, it is said right away...why was this location important to occupy? (Hint: What *important* city was it near?)
3. Describe the battle in terms of what the Marines *did*.
4. When the movie is finished, move to the next part of the exhibit; this is an immersion exhibit. Face the screen and watch the American attack from the *German* perspective. What do you see, hear, and smell?



5. You hear a news dispatch, the newspaper correspondent needs a **headline** about the Marine action at Belleau Wood- write your headline here:

Weapons of WWI

6. As you walk through the gallery identify weapons that were new, unique, or any that interest you. List or sketch them here:



7. An **Oral History Station** is guarded by an armed Marine who has just donned his gas mask; listen to Marines and corpsmen describe the battle they just lived through. Write some key terms or phrases to help you remember their story.




-
-
-
-

8. **Enter the Trench** and peer through the periscope. What do you see?

9. Based on what you see, what was it like to be assigned to fight in a trench?



10. Describe how each of the following vehicles was important to supporting the troops during WWI. The first is done for you.

image			
Name of vehicle	Tin Lizzie		
Uses	Assisted wounded Marines providing aid and transport		